



Das Auto.

THE SHARAN



THE SHARAN

Volkswagen Information Service. Telephone 0800 333 666

Internet: www.volkswagen.co.uk

© Volkswagen Group United Kingdom Limited 2011.

Issue: 1 December 2011. Printed in UK.

PVW642SHARAN

2

THE SHARAN:
OPEN THE MOST
ADVANCED CHAPTER
IN FAMILY LIFE.



Model shown is Sharan SEL with optional 17" 'Jarama' alloy wheels and metallic paint.



Model shown is Sharan SEL with optional 17" 'Jarama' alloy wheels and metallic paint.



Model shown is Sharan S with optional 17" 'Jarama' alloy wheels, Xenon dipped beam headlights and metallic paint.

TIME TO EXPLORE.

THE SHARAN

- 2 THE SHARAN
- 10 **Detail**
- 14 **Space, seating**
- 18 **Sliding doors, panoramic sunroof**

- 20 INTERIOR
- 22 **The Sharan S**
- 23 **The Sharan SE**
- 24 **The Sharan SEL**
- 25 **The Sharan Executive**

- 26 SAFETY
- 28 **Features**

- 30 ENGINES, CHASSIS AND GEARBOXES
- 32 **BlueMotion Technologies**
- 34 **Engines, chassis and gearboxes**

- 36 EQUIPMENT
- 36 **Comfort**
- 38 **Multimedia and air conditioning**
- 40 **Wheels**

- 42 UPHOLSTERY, PAINT AND COMBINATIONS
- 44 **Upholstery**
- 46 **Paint**
- 47 **Combinations**

- 48 TECHNICAL SPECIFICATION
- 48 **Technical specification**
- 51 **Technology**

- 52 VOLKSWAGEN SERVICE
- 52 **Volkswagen service**

WHETHER YOU FOLLOW YOUR HEAD OR YOUR HEART, YOU'LL STILL END UP WITH THE SHARAN.





DISCOVER A WORLD
OF POSSIBILITIES.

UNBELIEVABLY
SPACIOUS.
UNMISTAKEABLY
VOLKSWAGEN.



Model shown is Sharan SEL with optional 17" 'Jarama' alloy wheels, Xenon dipped beam headlights and metallic paint.

Strong bodylines and flowing contours create a stylish exterior that is refined and elegant, enhanced by aesthetic detail and contemporary design. Confident touches such as contoured headlights, chrome side window surrounds and black radiator grille exude quality and charisma, while a choice of alloy wheels enables you to add a sporty touch, giving your Sharan an individual look.

↓ **Stylish gas discharge (Xenon) dipped beam headlights** including automatic range adjustment, dynamic curve lighting, static cornering function, headlight washers and LED rear number plate lights provide better visibility in all weather conditions.

Optional | **S** | **SE** | **SEL** | **EX**



← **Two-piece rear lights** with integrated indicators enhance the rear styling, adding a touch of elegance and giving the Sharan its distinctive identity.

Standard | **S** | **SE** | **SEL** | **EX**

↓ The Sharan's **rear sliding doors** offer the ultimate in convenience, enabling rear passengers to get in and out with the greatest of ease, particularly in narrow parking spaces. The easy entry seats in the 2nd row slide back and forward and also fold down, giving easy access to the 3rd row of seats. As a further plus, children's seat belts are much easier to fasten thanks to the extra space.

Standard | **S** | **SE** | **SEL** | **EX**



S model | **S** SE model | **SE** SEL model | **SEL** Executive model | **EX**

↓ The distinctive '**Gloss Black**' radiator grille with **chrome-plated louvre inserts** gives the front design a characteristic and dynamic new look.

Standard | **SE** | **SEL** | **EX**



← **Front fog lights** including static cornering function with chrome detailing adds a dynamic and sporty look to the exterior of the Sharan.


Standard | **SEL** | **EX**

Optional | **S** | **SE**

**IT'S THE
DETAIL
THAT
MAKES
THE
DIFFERENCE.**

↓ **Chrome side window surrounds** echo the chrome detailing on the front, emphasising the body lines of the Sharan and creating a streamlined, stylish effect.

Standard | **SE** | **SEL** | **EX**





Model shown is Sharan SEL with optional 17" 'Jarama' alloy wheels and metallic paint.

SPACE HAS NEVER BEEN MORE FLEXIBLE.

More versatile and more capable than ever before, the Sharan is designed to cope with just about anything you demand of it. Innovative seating and advanced functionality offer endless possibilities and options, while the dynamic modern design proves that practicality doesn't have to be at the expense of luxury or style. Whether you're looking for lots of seats, large load capacity, sophisticated technology or effortless handling, the Sharan delivers it all. In one neat, sleek package.

THE SHARAN. SPACIOUSNESS DEFINED.

→ As a **seven-seater**, the Sharan provides easy access for all rear passengers. The 2nd row seats easily push forward and fold down, giving clear access to the 3rd row seats for passengers.

Standard | **S** | **SE** | **SEL**



← The **six-seater Sharan Executive** has individual armrests for greater comfort and is equipped with two folding seats in each of the 2nd and 3rd rows, enabling you to vary the loading capacity to meet your needs.

Standard | **EX**

Sit inside the Sharan and you'll soon find it delivers what it promises from the exterior. High quality materials ensure total comfort, advanced features provide the highest levels of functionality and every seat enjoys exceptional spaciousness.



↑ The **front passenger backrest folds completely flat**, extending the load-through capacity or providing a level table surface. Depending on the seating configuration, the Sharan offers a load volume of 375 litres up to 2,297 litres.

Standard | **SE** | **SEL** | **EX**

Optional | **S**

S models include lumbar support for both front seats. Lower image – Interior shown features optional 'Vienna' leather upholstery.



↑ The 2nd row can easily be equipped with **one (2nd row, left) or two (2nd row, outer) integrated child seats**, designed to Volkswagen's exacting safety standards.

Optional | **S** | **SE** | **SEL** | **EX**

The integrated child seats cannot be used in conjunction with the Isofix child seats. Interior shown features optional retractable roller blind for rear side window.

EXPERIENCE A NEW DIMENSION OF LIGHT AND SPACE.

↓ The **heat insulating rear tinted windows** from B pillar back reduce sunlight by up to 65%, helping to ensure a pleasant temperature in the passenger compartment.

Standard | **SEL** | **EX**
Optional | **S** | **SE**



← **Sliding rear doors** offer the ultimate in convenience, allowing passengers to get in and out with the greatest of ease, especially in tight parking spaces. Access to the 3rd row of seats couldn't be simpler either, as the 2nd row seats easily push forward and fold down. And should you choose to fold the 2nd and 3rd rows flat, the sliding doors allow for effortless loading. The generous interior space also makes fastening children's seat belts so much easier.

Standard | **S** | **SE** | **SEL** | **EX**

← **Electric rear sliding doors** are also available as an option on all models, enabling you to take the strain out of opening and closing the doors, via a button located in the front centre console or by using the remote key fob.

Optional | **S** | **SE** | **SEL** | **EX**

→ The **panoramic electric sliding glass sunroof** gives an uninterrupted view of the sky above, flooding the interior with natural light and providing an extra dimension of space to create a relaxing interior ambience. Protection against the sun is provided by tinted glass and also an electric sun shade, which can be easily opened and closed, even when the sunroof is open. The sunroof is easily operated and adjusted via a conveniently located control panel.

Standard | **SEL** | **EX**
Optional | **S** | **SE**

On S models, this option includes black roof rails.



S model | **S** SE model | **SE** SEL model | **SEL** Executive model | **EX**



Interior shown is Sharan Executive with optional Park Assist and pearl effect paint.



TRUE BEAUTY IS ALWAYS ON THE INSIDE.

The Sharan is available in four trim levels, the S, SE, SEL and Executive, each offering varying levels of comfort, design and functionality. Whichever you select, you can look forward to top quality materials, luxurious seating and a whole range of innovative features fitted as standard.

FOUR DIFFERENT LEVELS OF LUXURY AND FUNCTIONALITY.

The **Sharan S** offers a level of standard specification that is quite remarkable. The stylish exterior features body-coloured bumpers, door handles and door mirrors with integrated indicators incorporating LED technology, a black radiator grille with chrome trimmed louvres, tinted glass, and halogen headlights with daytime running lights. Inside, the contemporary feel continues with 'Move' upholstery and 'Matt Chrome' decorative inserts, while such luxuries as 3Zone electronic climate control, driver's seat height adjustment and an RCD 310 DAB radio/MP3 compatible CD player with eight speakers and AUX-in socket for connection to an external multimedia source ensure real driving enjoyment.

Other innovative features include battery regeneration, visual gear change recommendation for optimum fuel consumption and a Start/Stop function, helping to ensure maximum economy and efficiency; remote central locking, a tyre pressure indicator and electric windows front and rear, all providing a truly impressive interior specification. With masses of storage space, including compartments in the roof, centre console, front doors, luggage compartment and front dashboard, and the innovative easy folding seating system for the 2nd and 3rd row seats and sliding rear doors, the Sharan offers all you could ask for and more for an entry level model.



Interior shown is Sharan S.

The **Sharan SE** takes the concept of comfort and style to a whole new level. 16 inch 'Memphis' alloy wheels with ContiSeal (self-sealing) tyres, a black grained front air intake grille and 'Gloss Black' radiator grille create a truly stylish exterior, enhanced by chrome side window surrounds and black roof rails. Inside, attractive 'Bridge' upholstery, 'Triangle titan' decorative inserts in the dashboard, centre console and front doors, and carpet mats throughout continue the theme. While a 6-way electrically adjustable driver's seat with 4-way lumbar support, front passenger's seat with height and lumbar adjustment, multifunction computer (Highline) and a leather trimmed multifunction steering wheel and gear knob provides exceptional comfort and luxury. Also included as standard is an automatic coming/leaving home lighting function, Bluetooth telephone preparation for HFP (Hands Free Profile) enabled telephones*, and dusk sensor, not to mention cruise control, front and rear parking sensors, rain sensor and an automatically dimming interior rear-view mirror. With useful drawers under the front seats, folding tables on the rear of the front seats and front passenger seat load-through provision, the Sharan SE is as practical as it is comfortable.

* Please consult your Volkswagen retailer for full phone compatibility.



Interior shown is Sharan SE with optional Park Assist and metallic paint.

The **Sharan SEL** delivers uncompromising standards of quality and luxury. External styling includes 17 inch 'Sydney' alloy wheels with ContiSeal (self-sealing) tyres, heated windscreen washer jets, front fog lights with static cornering function, a chrome trimmed front air intake grille surround and chrome-plated roof rails, while

interior aesthetics comprise sumptuous Alcantara leather upholstery and brushed aluminium-look decorative inserts. Heated front sports seats and the RCD 510 touch-screen DAB radio/MP3 compatible six CD autochanger with eight speakers and an AUX-in socket for connectivity to an iPod or MP3 player add a touch of real luxury. This is

complemented by the heat insulating 65% light absorbing tinted glass from the B pillar back, and the magnificent panoramic glass sunroof, creating an extra dimension of light and space inside. Finally, footwell illumination in the front and 2nd row, complete the interior specification, providing a level of style and functionality that is second to none.

Please note: SEL 2.0 litre TSI 200 PS models do not include battery regeneration, visual gear change recommendation and Start/Stop function.

The **Sharan Executive** rewrites the rules of luxury and comfort for an MPV. Quite simply, everything has been included to make your journey as relaxing and luxurious as possible. This exceptional car offers a phenomenal level of specification. Externally, 17 inch 'Sydney' alloy wheels, chrome-plated roof rails, chrome trimmed front air intake

surround, heat insulated tinted glass from B pillar back and front fog lights create a stylish presence. While on the inside, the high specification continues with a panoramic sunroof which creates a light and airy interior, while an RCD 510 touch-screen DAB radio with dash-mounted MP3 compatible six CD autochanger and

AUX-in socket give you endless choice in entertainment, however long the journey. What sets this model apart from the rest, is the six seat configuration meaning every passenger enjoys more comfort and space with an individually contoured seat with its own armrests and head restraint, while front and second row passengers have height adjustable three-point seat

belts to ensure safety and comfort can be attained. Sumptuous 'Vienna' leather* upholstery adorns the interior, which is both durable and hard wearing, and to prove that it really is the height of luxury, there is even a chrome trimmed coat hanger as standard.

*Some parts of leather interior will contain artificial leather.



Interior shown is Sharan SEL DSG with optional Park Assist and metallic paint.



Interior shown is Sharan Executive with optional Park Assist and pearl effect paint.

IT'S REASSURING TO FEEL
SAFE IN EVERY SITUATION.



Model shown is Sharan SEL with optional 17" 'Jarama' alloy wheels, Xenon dipped beam headlights and metallic paint.

Whether you are travelling alone or with six other people and lots of luggage, safety is paramount in the Sharan. A cleverly thought out package of active and passive safety concepts minimise the risk of an accident, and should the worst happen, provides optimum protection both for occupants and other road users.

INNOVATIVE FEATURES FOR OPTIMUM PROTECTION.



↑ The **comprehensive airbag system** comprises driver's and front passenger's airbags, with a passenger's airbag deactivation switch, and a driver's knee airbag, providing additional protection, particularly in the event of a head-on collision. Curtain airbags for the front, 2nd and 3rd row passengers, along with front seat and 2nd row seat side impact airbags ensure optimum passenger safety. In the event of a crash, the airbags are triggered within milliseconds and inflated by a gas generator.

Standard | **S** | **SE** | **SEL** | **EX**

← The **Electronic Stabilisation Programme (ESP)** recognises critical driving situations and reacts in milliseconds by targeting brake and engine management systems, reducing the engine's output, braking individual wheels and helping to bring the vehicle under control. As a result, the vehicle achieves maximum directional stability.

Standard | **S** | **SE** | **SEL** | **EX**

A careful driving style is still essential, as Electronic Stabilisation Programme (ESP) cannot defy the laws of physics.



↑ The **cargo management system** helps keep any load, large or small, safe and secure. Two load lashing straps and rings, two side rails and a net with pocket enable you to create the ideal space to store items in the boot, safely and securely, and keep things in place should you have to brake suddenly.

Optional | **S** | **SE** | **SEL** | **EX**




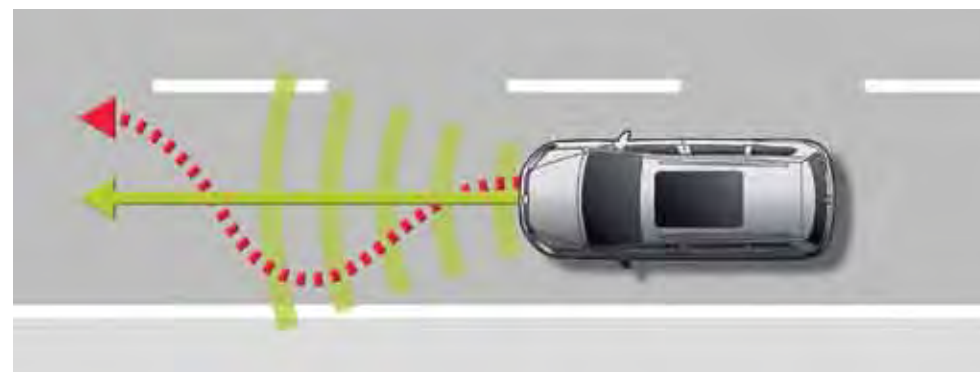
↑ Making its debut in the Sharan is the **Park Assist** system that not only makes parallel parking significantly easier, but now has the added functionality to help you reverse park into a space at 90 degrees to the kerb. The driver activates the system by pressing a button on the centre console and, using ultrasonic parking sensors, Park Assist will then detect a parking space large enough for

either reverse or parallel parking. Once the vehicle is in reverse, all the driver has to do is operate the accelerator and brake, and keep a good lookout, while the Sharan steers itself into its chosen space. Improvements to the system mean Park Assist can now parallel park in particularly small spaces.

Optional | **S** | **SE** | **SEL** | **EX**

← **Lane Assist** is a camera controlled lane tracking aid that countersteers your vehicle if it drifts from your chosen lane, and gives an audible warning should you remove your hands from the steering wheel. On S models, this option includes cruise control helping to maintain a constant speed.

Optional | **S** | **SE** | **SEL** | **EX**



↑ **Isofix fittings**, attached to the car's chassis for greater rigidity and optimal safety, ensure child seats can be fitted easily and securely onto the seats of the 2nd row.

Standard | **S** | **SE** | **SEL** | **EX**

Not in conjunction with optional integrated child seats.



Model shown is Sharan SE with optional 17" 'Avus' alloy wheels and metallic paint.

SAVOUR
THE DRIVING
EXPERIENCE.
YOU CAN ADMIRE
THE VIEW LATER.



BlueMotion Technologies is our contribution towards sustainable motoring and comprises a range of energy saving technologies, that work hand in hand with Volkswagen's advanced engines and gearboxes to produce new levels of efficiency and economy, and lower CO₂ emissions. Features include improved aerodynamics, and a visual gear change recommendation* for optimum fuel consumption on the multifunction computer. There's also recuperative braking*, which stores energy that would otherwise have been lost when you brake, and the clever Start/Stop function*, which switches off the engine when your vehicle is stationary and in neutral, then starts it again as you depress the clutch. These features combine to increase efficiency and significantly reduce emissions, enabling you to 'Think Blue' and do your bit for the planet, while still enjoying the highest levels of style, refinement and performance.


* Not available on SEL 2.0 litre TSI 200 PS.

THINK
BLUE.

Whichever Sharan you specify, you can rest assured you are driving a vehicle that not only delivers the ultimate in style, spaciousness and handling, but is also friendlier to the environment and your wallet. That's because every Sharan includes BlueMotion Technology as standard, working in combination with highly efficient, low consumption TSI

and TDI engines and innovative DSG transmission to ensure the cleanest, most efficient performance possible, alongside the highest standards of practicality and comfort. Look out for the BlueMotion Technologies badge, identifying the cleanest, most energy-efficient cars in the Volkswagen range.

BLUEMOTION
— TECHNOLOGIES —



← Volkswagen's unique 'BlueMotion Technology' badging on the rear tailgate identifies your vehicle as being a highly economical model, with a host of energy-saving, environmentally-friendly refinements, such as recuperative braking*, Start/Stop function* and improved aerodynamics. Not only are they designed to save you money and reduce CO₂ emissions, but also ensure your Sharan delivers maximum driving performance and fun.

* Not available on SEL 2.0 litre TSI 200 PS.

A range of highly sophisticated petrol and diesel engines deliver phenomenal power and performance alongside exceptional economy, thanks to innovative technology, such as the Selective Catalytic Reduction (SCR) system. Which means impressive pulling power and ultra smooth running is yours to enjoy, without having to worry about your wallet or the environment. That's the best kind of fun you can have.

POWER THAT'S KIND TO YOUR WALLET AND THE ENVIRONMENT.

→ **TDI engines** with common rail technology and direct diesel injection combine high torque with low consumption and lower emissions. The Diesel Particulate Filter (DPF) removes exhaust emissions that endanger health and the environment, and thanks to innovative AdBlue® injection, working with the Selective Catalytic Reduction (SCR) system, emissions of nitrogen oxides are significantly reduced, ensuring all TDI engines meet the stringent EURO 5 standard.

Standard | **s** | **SE** | **SEL** | **EX**

Please see pages 48-49 for fuel consumption figures.



↑ The combination of direct fuel injection and intelligent turbocharging technology allows **petrol engines with TSI technology** to work particularly efficiently, ensuring such benefits as high performance, high torque and low fuel consumption.

Standard | **s** | **SE** | **SEL**



↑ The **dual clutch Direct Shift Gearbox (DSG)** represents a milestone in the development of the latest gearbox technology. This innovative automatic gearbox shifts smoothly and imperceptibly into the pre-selected next gear within a few hundredths of a second, without disrupting traction.

Standard | **s** | **SE** | **SEL** | **EX**



Image shown is for illustration purposes only and may not necessarily reflect UK specification.




↑ The **multifunction computer (Highline)** not only provides invaluable journey information such as average speeds and fuel consumption figures, but also provides a visual gear change recommendation for optimum fuel consumption, ensuring you always drive in the most energy-efficient gear.

Standard | **SE** | **SEL** | **EX**
Optional | **s**

Visual gear change recommendation is not available on SEL 2.0 litre TSI 200 PS models.

← **Adaptive Chassis Control (ACC)** adapts the damping control and shock absorption rate to the road conditions and driving style you require within milliseconds. At the touch of a button, you decide how firm or comfortable you wish to set the suspension, with a choice of three settings: Sport, Comfort or Normal.

Optional | **s** | **SE** | **SEL** | **EX**



↑ The **Start/Stop function** turns off your engine when not needed, producing less emissions and greater fuel economy. When waiting at a traffic light or in a traffic jam, simply select neutral gear and release the clutch. The engine will switch off and the Start/Stop symbol will appear on the dashboard. To drive on, simply select first gear and the engine will restart, enabling you to pull away. The system can easily be deactivated by a switch within easy reach.

Standard | **s** | **SE** | **SEL** | **EX**

Not available on SEL 2.0 litre TSI 200 PS models.

S model | **s** | SE model | **SE** | SEL model | **SEL** | Executive model | **EX**

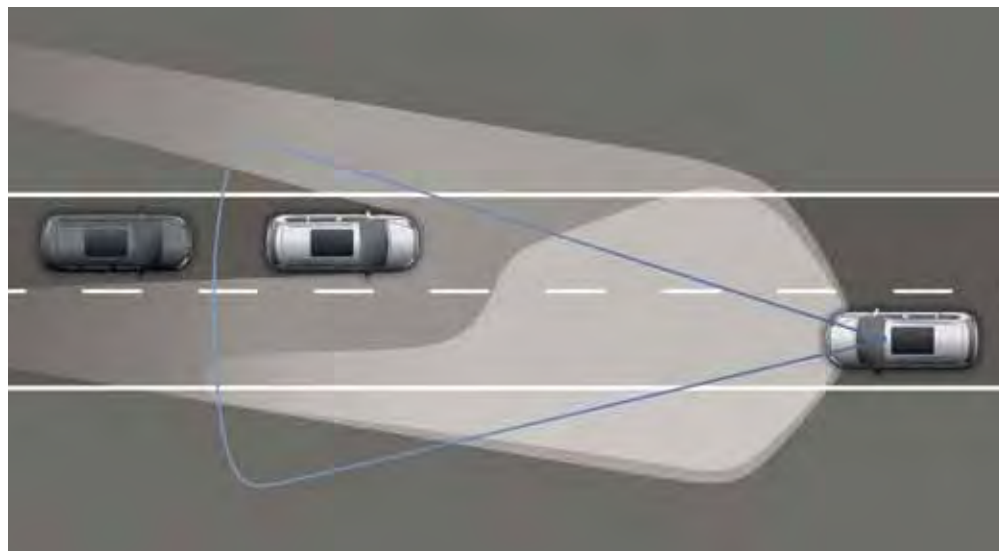
The Sharan's greatest asset has to be the convenience factor. With a range of innovative features and equipment designed to ensure your total comfort and well-being, it simply couldn't be easier to use and drive.

DESIGNED TO TAKE THE STRESS OUT OF EVERYDAY LIFE.



↑ **Electric 6-way seat adjustment** ensures optimum comfort for the driver, with adjustments for height, length, backrest incline and **4-way lumbar support**, making it easy to adopt the perfect driving position.

Standard **SE|SEL|EX**



↓ **High beam assist** ingeniously senses the lights from oncoming vehicles and switches between main and dipped beam accordingly.

Optional **|s|SE|SEL|EX**



↑ Heated front seats, with three individual temperature settings for the driver and front seat passenger, are included in the **Winter pack**, along with heated windscreen washer jets, making cold mornings just a little bit more bearable.

Standard **|SEL|EX**

Optional **|s|SE**

Not in conjunction with leather upholstery.



↑ The **Keyless entry/locking and starting system** offers the highest standards of convenience, enabling you to enter your vehicle and even start the engine using a button in the centre console, without taking the key out of your pocket.

Optional **|s|SE|SEL|EX**

Available but not shown. **Lane Assist** is a camera controlled system that warns you should your vehicle drift out of its lane. When ordered in conjunction with the RNS 315 or RNS 510 navigation/DVD radio system, it also includes Traffic Recognition System (TSR). This system will recognise roads signs and display them on the navigation system's display, providing the driver with additional notification and warnings. On S models, this option includes cruise control helping to maintain a constant speed.

Optional **|s|SE|SEL|EX**

Obscured road signs may not be recognised.



↑ **Park Assist** makes parallel parking significantly easier, but now has the added functionality to help you reverse park into a space at 90 degrees to the kerb. Improvements to the system mean Park Assist can now parallel park in particularly small spaces. When specifying this option on S models you also benefit from front and rear parking sensors. Front and rear parking sensors are standard on all other models.

Optional **|s|SE|SEL|EX**



↑ **Cruise control** maintains your chosen speed over 19 mph. When the brakes or clutch are depressed, the speed control system automatically switches off again.

Standard **|SE|SEL|EX**

Optional **|s**



↑ **Ultrasonic parking sensors** in the front and rear bumpers warn you acoustically and optically, via the vehicle's audio display, about obstacles in the way. The closer you get to an object, the faster the sound frequency.

Standard **|SE|SEL|EX**

Optional **|s**



↑ **Electric rear sliding doors** make their debut as an option on the spacious Sharan. Operated at the touch of a button located in the front centre console or by using the remote key fob, this convenient addition enables rear seat passengers to get in and out with the greatest of ease.

Optional **|s|SE|SEL|EX**



↑ The **tailgate with electric closing** can be opened easily from the driver's seat via a button in the front centre console or by using the remote key fob. The tailgate can also be closed automatically by pressing a button located on the inside of the tailgate.

Optional **|s|SE|SEL|EX**



↑ **3Zone electronic climate control with automatic air recirculation** features three zone temperature control, enabling the driver and front seat passenger to adjust the temperature, air supply and air distribution to suit their individual preference, as well as selecting a desired temperature for the rear seat passengers.

Standard | **s** | **SE** | **SEL** | **EX**



← Available as an option for the rear seat passengers is a **separate temperature and fan control for the 3Zone electronic climate control system**. Located in the rear of the front centre armrest, it allows rear seat passengers to select their desired temperature.

Optional | **s** | **SE** | **SEL** | **EX**

Available but not shown. The optional **'Dynaudio' soundpack** can be specified to upgrade the acoustics of the RCD 310 or RCD 510 radio systems or, RNS 310 or RNS 510 navigation systems. This option includes an eight channel digital amplifier with 300 watt output and eight speakers, strategically placed for ideal sound distribution offering you exceptional music reproduction.

Optional | **s** | **SE** | **SEL** | **EX**

Please contact your Volkswagen retailer for further information.

↑ The **RCD 310 DAB radio/MP3 compatible CD player** features eight speakers with an output of 4 x 20 watts. It also features an AUX-in socket for connection to an external multimedia source (e.g. iPod or MP3 player). The DAB digital receiver allows you to listen to digital stations in crystal clear sound.

Standard | **s** | **SE**

↑ The **RCD 510 touch-screen DAB radio/dash-mounted MP3 compatible six CD autochanger** features a large 6½ inch colour display, with intuitive menu navigation and touch-screen operation. It also features an AUX-in socket for connection to an external multimedia source (e.g. iPod or MP3 player), an SD memory card slot and crystal clear DAB digital reception.

Standard | **SEL** | **EX** Optional | **s** | **SE**

↑ **Bluetooth telephone preparation** for HFP (Hands Free Profile) enabled telephones allows you to use your phone safely and easily whilst driving. The **leather trimmed multifunction steering wheel**, which is standard on SE, SEL and Executive models, is also included when you specify this option on S models. This allows controls of the audio and telephone systems without taking your hands off the steering wheel, making your journey that little bit easier.

Standard | **SE** | **SEL** | **EX**

Optional | **s**

Phones must have HFP (Hands Free Profile), please contact your retailer for phone compatibility. Radio shown is RCD 510 touch-screen DAB radio system.

Your favourite music on the radio, a pleasant temperature in the passenger compartment, directions to your destination clearly displayed, the Sharan offers everything you could need for total driving enjoyment. Simply adjust the air conditioning and the multimedia equipment to suit your needs and create your own personal feel-good factor.

↑ The **RNS 315 touch-screen navigation/DAB radio system** with multifunction computer (Highline) features a 5 inch colour touch-screen with clearly arranged map navigation, guiding you to your destination. The MP3 compatible CD player with eight speakers will play CDs even when the navigation system is being used. Music can also be played via the SD card reader and AUX-in socket enabling you to connect external audio devices such as an iPod or MP3 player.

Optional | **s** | **SE** | **SEL** | **EX**

RCD 510 radio system, RNS 315 navigation/radio system or RNS 510 navigation/DVD radio system cannot be specified in conjunction with each other.

↑ The **RNS 510 touch-screen voice activated navigation/DVD radio system** responds to spoken commands for navigation, CD and radio functions, and the clearly arranged map navigation will guide you to your destination. It features a DVD drive, 6½ inch colour screen, 30 GB hard drive with preloaded navigation data, SD card reader and is fully compatible with MP3, WMA and DVD data files. The AUX-in socket and Multi Device Interface (MDI) enables you to connect to an external multimedia source, such as an iPod or MP3 player. Also as part of the RNS 510 navigation/radio system, the rear-view camera provides a clear view to the rear of your vehicle, transmitting an undistorted live image to your navigation system display, enabling you to manoeuvre quickly and easily into the most difficult parking space.

Optional | **s** | **SE** | **SEL** | **EX**

DVD playback will not function while the navigation system is in use or while the vehicle is in motion. RNS 510 navigation/DVD radio system in lieu of DAB digital radio receiver.

↑ **Rear-view camera** can be ordered separately in conjunction with your radio system as an aid to safer parking, with images displayed via the vehicle's audio system screen.

Optional | **s** | **SE** | **SEL** | **EX**

On S and SE models, rear-view camera must be ordered in conjunction with optional RCD 510 radio system, RNS 315 or RNS 510 navigation radio system. In lieu of DAB digital radio receiver if ordered in conjunction with RCD 510 radio system.

CREATE THE PERFECT DRIVING EXPERIENCE, AT THE TOUCH OF A BUTTON.

ENGINEERED TO THE FINEST DETAIL.



↓ 16 inch steel wheels,
6½J x 16 with 205/60 R16
ContiSeal (self-sealing) tyres
and full size wheel trims.

Standard | **S**



↓ 16 inch 'Memphis' alloy wheels,
6½J x 16 with 215/60 R16 ContiSeal
(self-sealing) tyres and anti-theft
wheel bolts.

Standard | **SE**



↓ 17 inch 'Sydney' alloy wheels,
7J x 17 with 225/50 R17 ContiSeal
(self-sealing) tyres and anti-theft
wheel bolts.

Standard | **SEL** | **EX**



↓ 16 inch 'Brisbane' alloy wheels,
6½J x 16 with 215/55 R16 tyres
and anti-theft wheel bolts.

Optional | **S** | **SE**



↓ 17 inch 'Avus' alloy wheels,
7J x 17 with 225/50 R17 tyres
and anti-theft wheel bolts.

Optional | **S** | **SE** | **SEL** | **EX**



← 17 inch 'Jarama' alloy wheels,
7J x 17 with 225/50 R17 tyres
and anti-theft wheel bolts.

Optional | **S** | **SE** | **SEL** | **EX**



← 18 inch 'Toulon' alloy wheels,
7½J x 18 with 225/45 R18 tyres,
anti-theft wheel bolts and
sports suspension.

Optional | **SE** | **SEL** | **EX**


S model | **S** SE model | **SE** SEL model | **SEL** Executive model | **EX**




CLOTH.

LEATHER.


44



↑ Standard | S




↑ Standard | SE




↑ Standard | SE




↑ Standard | SEL



↑ Standard | SEL



↑ Standard | SEL



↑ Standard | EX Optional | SE | SEL



↑ Standard | EX Optional | SE | SEL

45

† Some parts of leather interior will contain artificial leather.
Please note: The print processes do not allow exact reproduction of the upholstery colours.


NON-METALLIC.

↑ Standard








PEARL EFFECT.

↑ Optional



METALLIC.

↑ Optional



Please note: The print processes do not allow exact reproduction of the paint colours.

COMBINATIONS.

Seat upholstery	Carpet	Dashboard	Urano Grey Non-Metallic	Candy White Non-Metallic	Java Metallic*	Silver Leaf Metallic*	Reflex Silver Metallic*	Pantheon Grey Metallic*	Indium Grey Metallic*	Night Blue Metallic*	Deep Black Pearl Effect*
			5K	B4	4Q	7B	8E	T5	X3	Z2	2T
'Move' cloth Standard on S											
Titan Black (JJ)	Titan Black	Titan Black/Titan Black	●	●	○	○	○	○	○	○	○
'Bridge' cloth Standard on SE											
Titan Black (JJ)	Titan Black	Titan Black/Titan Black	●	●	○	○	○	○	○	○	○
Palladium Grey (JL)	Titan Black	Titan Black/Palladium Grey	●	●	○	○	○	○	○	○	○
Alcantara Standard on SEL											
Titan Black (JJ)	Titan Black	Titan Black/Titan Black	●	●	○	○	○	○	○	○	○
Palladium Grey (JL)	Titan Black	Titan Black/Palladium Grey	●	●	○	○	○	○	○	○	○
Corn Silk Beige (ZW)	Titan Black	Titan Black/Corn Silk Beige	●	●	○	○	○	○	○	○	○
'Vienna' leather† Standard on Executive Optional on SE, SEL											
Titan Black (JJ)	Titan Black	Titan Black/Titan Black	●	●	○	○	○	○	○	○	○
Titan Black/Buffalo (XY)	Titan Black	Titan Black/Titan Black	●	●	○	○	○	○	○	○	○

● Standard ○ Optional at extra cost.

* Metallic and pearl effect paints are optional at extra cost.
† Some parts of leather interior will contain artificial leather.

TECHNICAL SPECIFICATION.

	S, SE 1.4 litre TSI 150 PS	SEL 2.0 litre TSI 200 PS	S 2.0 litre TDI 115 PS	S, SE, SEL, Executive 2.0 litre TDI 140 PS	SE, SEL 2.0 litre TDI 170 PS
Engine					
Engine type	Four cylinder petrol	Four cylinder petrol	Four cylinder diesel	Four cylinder diesel	Four cylinder diesel
Cubic capacity, ltrs/cc	1.4/1390	2.0/1968	2.0/1968	2.0/1968	2.0/1968
Max. output, PS ⁽⁰¹⁾ /kW	150/110	200/147	115/85	140/103	170/125
at rpm	5800	6000	4200	4200	4200
Max. torque, lbs.ft./Nm	177/240	207/280	207/280	236/320	258/350
at rpm	1750-4000	1800	1750-2750	1750-2500	1750-2500
Gearbox	Six speed manual Six speed auto DSG	– Six speed auto DSG	Six speed manual	Six speed manual Six speed auto DSG	Six speed manual Six speed auto DSG
Weights, kgs					
Manual gearbox:					
Unladen weight ⁽⁰²⁾	1723	–	1772	1774	1794
Gross vehicle weight	2290	–	2360	2340	2360
Payload ⁽⁰²⁾	642	–	663	641	641
Axle load limit: Front	1220	–	1260	1240	1260
Rear	1120	–	1150	1150	1150
Automatic DSG gearbox:					
Unladen weight ⁽⁰²⁾	1742	1790	–	1803	1803
Gross vehicle weight	2310	2360	–	2370	2370
Payload ⁽⁰²⁾	643	645	–	642	642
Axle load limit: Front	1240	1260	–	1270	1270
Rear	1120	1150	–	1150	1150
Trailer load limits, kgs⁽⁰³⁾					
Braked 12% incline:					
Manual gearbox	1800	–	2000	2200	2200
Automatic DSG gearbox	2000	2000	–	2200	2300
Unbraked:					
Manual gearbox	750	–	750	750	750
Automatic DSG gearbox	750	750	–	750	750
Towbar load limit	100	100	100	100	100
Max. roof load	100	100	100	100	100

	S, SE 1.4 litre TSI 150 PS	SEL 2.0 litre TSI 200 PS	S 2.0 litre TDI 115 PS	S, SE, SEL, Executive 2.0 litre TDI 140 PS	SE, SEL 2.0 litre TDI 170 PS
Performance					
Top speed, mph (km/h), where the law permits					
Manual gearbox	122 (197)	–	114 (183)	121 (194)	130 (210)
Auto DSG gearbox	124 (199)	137 (221)	–	119 (191)	127 (204)
Acceleration, secs 0 - 62 mph					
Manual gearbox	10.7	–	12.6	10.9	9.8
Auto DSG gearbox	9.9	8.3	–	10.9	9.8
ABI insurance group, 1 - 50	16E	TBA	TBA	18E	21E
Environmental information					
Fuel grade, minimum	Unleaded, 95 RON ⁽⁰⁴⁾	Unleaded, 95 RON ⁽⁰⁴⁾	Diesel ⁽⁰⁵⁾	Diesel ⁽⁰⁵⁾	Diesel ⁽⁰⁵⁾
Fuel tank capacity, galls/ltrs	15.4/70	15.4/70	15.4/70	15.4/70	15.4/70
Official fuel consumption, manual gearbox, mpg/ltr per 100 km ⁽⁰⁶⁾					
Urban	30.7/9.2	–	40.9/6.9	40.9/6.9	38.7/7.3
Extra-urban	46.3/6.1	–	57.6/4.9	57.6/4.9	56.5/5.0
Combined	39.2/7.2	–	50.4/5.6	50.4/5.6	48.7/5.8
Official fuel consumption, automatic DSG gearbox, mpg/ltr per 100 km ⁽⁰⁶⁾					
Urban	30.1/9.4	24.4/11.6	–	40.9/6.9	42.2/6.7
Extra-urban	42.8/6.6	42.2/6.7	–	56.5/5.0	52.3/5.4
Combined	37.2/7.6	33.2/8.5	–	49.6/5.7	47.9/5.9
Official CO ₂ emission, g/km					
Manual gearbox ⁽⁰⁷⁾	167	–	146	146	152
Automatic DSG gearbox ⁽⁰⁷⁾	178	198	–	149	154
Emission class	EURO 5	EURO 5	EURO 5	EURO 5	EURO 5
Noise, dB					
Manual gearbox	74.0	–	72.0	72.0	72.0
Automatic DSG gearbox	70.0	74.0	–	72.0	69.0

TECHNICAL SPECIFICATION (CONTINUED).

Technical specification notes

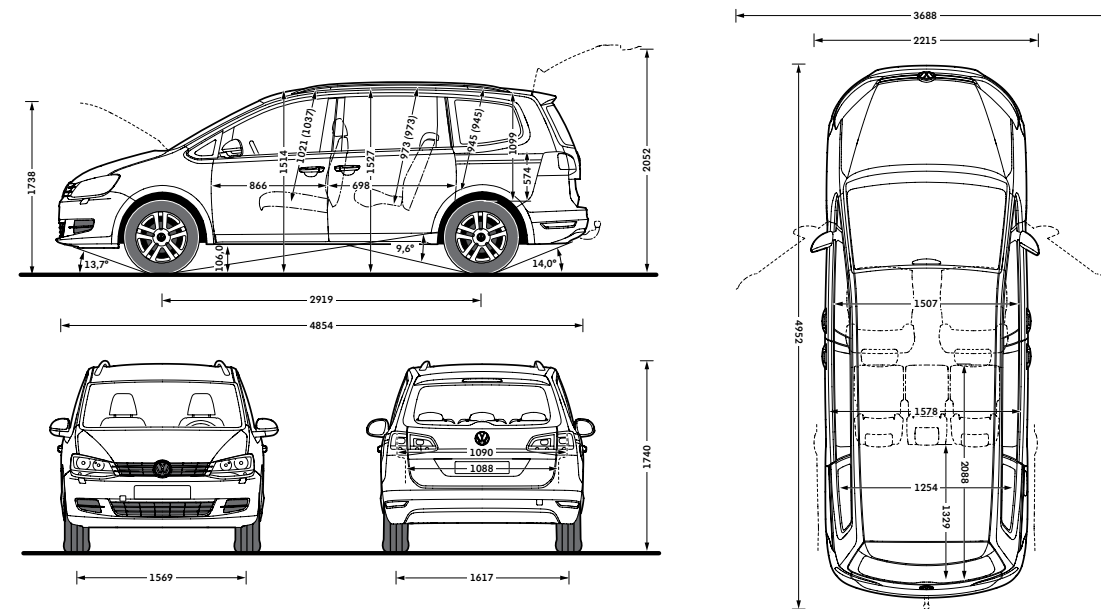
- 01) The maximum power output figures are quoted in PS (or Pferdestärke, which is the metric equivalent of horsepower). To convert from metric to imperial horsepower, divide the PS figure by 1.0139.
- 02) Figures are calculated in accordance with manufacturer's criteria. The individual unladen weight depends on the specification of the vehicle, this then reduces the possible payload accordingly. The unladen weight and payload both include the fuel tank 90% full, driver (68 kg) and luggage (7 kg) in line with EU directive 95/48.
- 03) With increasing altitude the engine performance diminishes. From 1,000 m above sea level and for every 1,000 m thereafter 10% of the vehicle/trailer weight (trailer weight + gross vehicle weight) must be deducted.
- 04) Thanks to the knock control, unleaded four star (at least 95 RON) can be used instead of unleaded Super plus. In order to achieve maximum fuel consumption benefits on the TSI engine, Ultra Low Sulphur Petrol (ULSP) must be used.
- 05) The use of RME and FAME (bio diesel) is not possible.
- 06) Official fuel consumption according to EU Directive 99/94. The consumption calculation according to 1999/100/EC is based on the actual unladen weight of the vehicle. Additional specifications can lead to a higher weight class and hence to consumption figures of this higher weight class. The driving style, road and traffic conditions, environmental influences and vehicle condition can in practice lead to consumption figures, which may differ from those calculated with this standard.
- 07) The weight of a vehicle will influence the level of CO₂ emission it produces; as a result, vehicles with higher levels of specification and factory-fitted options may emit higher levels of CO₂.

Exterior dimensions

Length, mm	4854
Width – excluding door mirrors, mm	1904
Width – opened front/rear sliding doors, mm	3688/2215
Height with roof rails, mm	1740
Height – opened bonnet/floor, mm	1738
Height – opened tailgate/floor, mm	2052
Wheelbase, mm	2919
Turning circle, m	11.9 approx.

Interior dimensions

Effective headroom – front, mm (with sunroof)	1021 (1037)
Effective headroom – 2nd row, mm (with sunroof)	973 (973)
Effective headroom – 3rd row, mm (with sunroof)	945 (945)
Elbow width, front, mm	1507
Elbow width, 2nd row, mm	1578
Elbow width, 3rd row, mm	1254



TECHNOLOGY.

Engines

Front transverse-installed engine

1.4 litre/150 PS⁽⁰¹⁾ (110 kW) petrol engine: EU5 compliant four cylinder in-line engine with homogeneous mode (Lambda 1), stratified high-pressure start, turbocharger with waste gate, additional mechanical supercharger, intercooler and dual-circuit cooling system. Fuel system regulated according to requirements using high pressure fuel pump with integrated pressure limiting valve. Intake manifold flap change-over omitted, regulated duo-centric oil pump, metal cartridge oil filter and three way catalytic converter

2.0 litre/200 PS⁽⁰¹⁾ (147 kW) petrol engine: four cylinder in-line engine, aluminium cylinder head, four valves per cylinder with roller rocker finger valve drive, electronic direct injection (T-FSI), variable inlet valve timing, programmed ignition with cylinder-selective anti-knock control, four single spark ignition coils, longlife spark plugs, exhaust gas turbocharger, three-way close-coupled pre-catalyst and underbody catalyst, lambda control

2.0 litre/115 PS⁽⁰¹⁾ (85 kW) common rail diesel engine: TBA

2.0 litre/140 PS⁽⁰¹⁾ (103 kW) common rail diesel engine: EU5 emissions standard, four cylinder in-line engine, four valves per cylinder, aluminium-silicon alloy cylinder head, reduced piston crown volume (improves swirl generation in the cylinder), toothed backlash compensator, intake manifold with electric continual tumble flap control, electronically controlled common rail direct injection fuel system with Bosch high pressure pump (up to 1800 bar) and 8-hole piezo injector units, pre-supply electronic fuel pump, oil cooler, intercooler, low temperature exhaust gas recirculation, additional coolant pump, turbocharger with variable turbine geometry, catalytic converter and Diesel Particulate Filter (DPF)

2.0 litre/170 PS⁽⁰¹⁾ (125 kW) common rail diesel engine: EU4 emissions standard (EU5 compliant), four cylinder in-line engine, four valves per cylinder, aluminium-silicon alloy cylinder head, toothed backlash compensator, intake manifold with electric continual tumble flap control, electronically controlled common rail direct injection system with Bosch high pressure pump (up to 1800 bar) and 8-hole piezo injector units, pre-supply electronic fuel pump, oil cooler, intercooler, exhaust gas recirculation, additional coolant pump, turbocharger with variable turbine geometry, catalytic converter and Diesel Particulate Filter (DPF)

Brakes

- Electronically controlled Anti-lock Braking System (ABS) with Electronic Brake-pressure Distribution (EBD)
- Diagonal twin-circuit brake system with ventilated front disc brakes and rear disc brakes
- Asbestos-free brake pads
- Electronic parking brake

Steering

- Electro-mechanical steering rack
- Collapsible, height and lengthways adjustable safety steering column

Transmission

- Front wheel drive through asbestos-free single-plate dry clutch. Hydraulic clutch-mechanism. Six speed manual or six speed automatic DSG gearbox with double joint half axles
- Six speed manual: 1.4 litre TSI 150 PS, 2.0 litre TDI 115 PS, 2.0 litre TDI 140 PS, 2.0 litre TDI 170 PS
- Six speed automatic DSG: 1.4 litre TSI 150 PS, 2.0 litre TSI 200 PS, 2.0 litre TDI 140 PS, 2.0 litre TDI 170 PS

Running gear

- Electronic Stabilisation Programme (ESP) including Electronic Differential Lock (EDL), Traction Control (ASR) and Countersteer Support
- Front suspension through coil springs with telescopic shock absorbers, all elements integrated in chassis legs
- Rear suspension with gas pressure shock absorbers and separate springs
- Wheel control: front through chassis legs and (lower) triangular wishbones (directionally stabilising steering roll radius)
- Wheel control: rear through four-link suspension with independent wheel suspension
- Front and rear anti-roll bar

VOLKSWAGEN SERVICE.

The Volkswagen Warranty.

Three-year Warranty.

All Volkswagen Sharans come with a three-year/60,000 miles warranty, which protects your car against the failure of most mechanical and electrical components due to manufacturing defects. This comprises a two-year manufacturer's warranty with unlimited mileage plus a further one-year/60,000 miles (whichever is soonest) Retailer Warranty. Should the mileage exceed 60,000 miles within the first two years, the manufacturer's two-year warranty will still be valid. If an additional warranty for subsequent years or higher mileage is desired, it may be purchased from an authorised Volkswagen retailer or repairer; however, this additional warranty must be purchased before the mileage reaches 60,000*. Full details of the three-year warranty are available from your authorised Volkswagen retailer or repairer.

* All warranty work must be completed by an authorised Volkswagen retailer or repairer.

Three-year Paint Warranty.

The paintwork of the Sharan is covered against manufacturing defects for a period of three years. Naturally, the Sharan must be cared for in compliance with the

operating instructions which will be found in your vehicle handbook.

Please consult your authorised Volkswagen retailer or repairer for full warranty details.

12-year Body Protection Warranty.

The internal body sections and panels of the Sharan are covered against rusting through from the inside for 12 years. Naturally, the Sharan must be cared for in compliance with the operating instructions. Please consult your authorised Volkswagen retailer or repairer for full warranty details.

Service Intervals.

Volkswagen are pleased to offer you a choice on how your Sharan is serviced. The appropriate selection is entirely dependent on how the car is likely to be driven and its general use. To help you identify which type of service would be most suitable, please refer to the following guide.

The Time and Distance Service is recommended for vehicles that will cover less than 10,000 miles in 12 months and if the vehicle is likely to be used in the following way:

- Predominantly urban driving, short journeys with frequent cold starts.

- Activities regularly producing high engine loading, e.g. frequent hill climbs, driving with vehicle fully loaded and towing.
- Uneconomical driving style using high rpms with heavy acceleration and heavy braking.

The service intervals for the Time and Distance Service are as follows:

- Oil change service
Every 10,000 miles/1 year (whichever is soonest).
- Interval service
Every 20,000 miles/2 years (whichever is soonest).
- Inspection service
Every 40,000 miles/3 years (whichever is soonest).

The LongLife Service is recommended for vehicles with a daily mileage of more than 25 miles where the vehicle is driven regularly mainly on longer distance journeys. The vehicle is driven mainly at a constant speed with minimum vehicle and engine loading, minimal towing and driven in an economical manner.

With the LongLife Service the vehicle can cover anywhere between 10,000[†] and a maximum of 18,000[†] miles or 24 months (whichever is soonest) between oil

changes. Inspection service is typically in the third year of ownership and thereafter every second year, for vehicles with an approximate annual mileage of 10,000 miles.

[†] Please note that mileages are approximate as the service indicator system uses kilometres as the distance measurement. Please consult your authorised Volkswagen retailer or repairer for advice and full details.

Approved Accessories.

A comprehensive range of accessories from alloy wheels to carpet mats is available to complement the factory-fitted option list. Volkswagen approved accessories purchased from and fitted by your authorised Volkswagen retailer at the point of vehicle sale will also benefit from the three-year vehicle warranty.

Extended Warranty.

You may purchase additional protection from your authorised Volkswagen retailer or repairer, or contact 0870 9000 115.

Volkswagen Insurance[‡].

We want you to start enjoying your new car from day one and thanks to Volkswagen Insurance complimentary seven day cover, you can. Call free on 0800 316 7892 (lines are open Monday to Friday 8 am - 9 pm and Saturday 9 am - 5 pm), provide a few details and a cover note will be sent to your retailer. They will then tax your car and you can drive it away.

Visit www.insurewithvolkswagen.co.uk for details of the full range of insurance products available. Here you can also get a quote for your annual car insurance and buy it online too. All of our insurance products are designed to ease the pain of making a claim.

[‡] Volkswagen Insurance is a trading name of Volkswagen Insurance Service (Great Britain) Limited, an appointed representative of Volkswagen Financial Services (UK) Limited, Brunswick Court, Yeomans Drive, Blakelands, Milton Keynes MK14 5LR. Registered in England number 2835230. Volkswagen Insurance is sold, underwritten and administered by Allianz Insurance plc registered in England number 84638. Registered office 57 Ladymead, Guildford, Surrey GU1 1DB.

Volkswagen Financial Services (UK) Limited and Allianz Insurance plc are authorised and regulated by the Financial Services Authority. Volkswagen Financial Services (UK) Limited and Allianz Insurance plc are not part of the same corporate group.

Volkswagen Finance[±].

Volkswagen Finance specialises in providing funding solutions for Volkswagen drivers. Whether your Volkswagen is for private or business use, you can choose from a range of funding options.

- Solutions – a personal contract plan
- Hire purchase
- Lease purchase
- Finance lease
- Contract hire

With all Volkswagen Finance products you can choose a fixed-cost maintenance plan to help you budget for your servicing and maintenance costs.

No matter what finance product you choose, your local Volkswagen retailer will be able to provide you with a personalised quote that could meet your budget and vehicle needs.

[±] Volkswagen Finance is a trading name of Volkswagen Financial Services (UK) Limited. An offer of finance depends on certain conditions. Available to people over 18 in the UK only.

Volkswagen Roadside Assistance.

Every new car is registered for Volkswagen Roadside Assistance for one year. This provides vehicle home and roadside recovery in the unlikely event of a breakdown in the UK and Europe (subject to conditions). Volkswagen Roadside Assistance can also be purchased for subsequent years. For full details, please contact your authorised Volkswagen retailer or repairer.

Tax Free Sales.

For full details, please contact your authorised Volkswagen retailer.

CO₂ Emissions.

Increased weight of a vehicle, including higher trim levels and the addition of options will have a detrimental influence on the level of fuel consumption and CO₂ emissions produced.

The CO₂ and fuel consumption figures are obtained from tests on a representative vehicle of the type, conducted and approved

in accordance with Council Directive 80/1268/EEC as amended by Directive 1999/100/EC (or later) on the approximation of the laws of the member states relating to the carbon dioxide emissions and the fuel consumption of motor vehicles.

Please Note:

Some illustrations in this brochure do not necessarily reflect UK specifications and may not be available. In particular, controls and some items of equipment are positioned differently for the UK.

The specifications contained in this brochure are for information purposes only and are subject to change. If you require any specific feature, you must consult your authorised Volkswagen retailer who is regularly updated with any change in specification. Please check model availability and full specification details with your authorised Volkswagen retailer prior to ordering.

Note: We would like to advise you that telephone calls to Volkswagen Customer Care may be monitored and recorded as part of our training and quality assurance processes. All our monitoring and recording processes meet Ofcom regulations.



Model shown is Sharan SEL with optional 17" 'Jarama' alloy wheels, Xenon dipped beam headlights and metallic paint.

THE SHARAN.
ENGINEERED
FOR FAMILY LIFE.